

IDEA KIT

WORLD ^{DRAWING} GOD DAY



NOVEMBER 7, 2019

#drawinggod
www.drawing-god.com

WORLD DRAWING GOD DAY

TABLE OF CONTENTS

- Author's message: World Drawing God Day
- *Drawing God* the Book
- Spread the Word
- Plan a World Drawing God Day Event
- Ideas for Artistic Expression
- God is Light: God in Nature
- God is Love
- God is Prayer
- God is Bread
- Create a GOD GALLERY
- Use Technology
- Celebrate Your Participation

WORLD ^{DRAWING} GOD DAY

Dear Friends:

We know that life is busy, so we wanted to make it as easy as possible for you to creatively participate in the first **World Drawing God Day** on Thursday, November 7th.

After reading the book *Drawing God*, we hope that Emma's contagious faith fills you with ideas and new ways to share the vision of the God that lives inside your mind and heart. *There are no rules*, but we do ask that you share your inspiration using the hashtag #drawinggod. It's exciting to think about the possibility that this days holds for our faith and, of course, for our world. (Church communities can celebrate WDGD on the Sunday before, November 3rd)

Have fun expressing the GOD that lives inside you. Please, don't forget to spread the word and register online at: www.drawing-god.com.

With you,

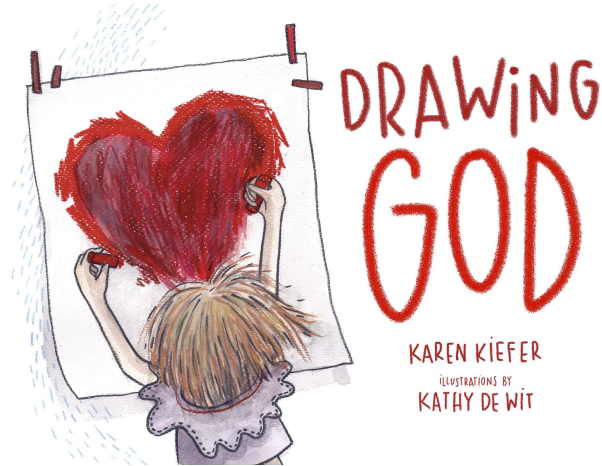
Karen

Karen Kiefer

Author, *Drawing God*

Director, The Church in the 21st Century Center, Boston College

karen.kiefer@bc.edu



READ *DRAWING GOD*

In the children's book, "Drawing God," young Emma is inspired to draw like Picasso after a field trip to the art museum. The urge to draw something beyond spectacular would not leave her side. Emma decides to draw GOD. Emma is so excited to share her images of GOD with her classmates, until she realizes that no one can see GOD in her drawings. However, her contagious faith casts a spell over her classmates and eventually they are all inspired to draw GOD and every picture is different.

Emma's joyful desire to draw GOD and share it with her world is the spirit behind WORLD DRAWING GOD DAY. Everyone sees GOD differently and yet in a beautiful way. There's also so much opportunity to grow in conversation, love and friendship by sharing our own interpretations of God with each other. Although the story, *Drawing God* is written for children 3 to 8 years old, the messages are really for any age.

Where do you see GOD?
What does GOD look like to you?

Have fun inspiring and creating. There's an extensive guide filled with classroom ideas at the end of the *Drawing God* book. However, here are some ideas that focus on World Drawing God Day, specifically.

SPREAD THE WORD

WORLD ^{DRAWING} GOD DAY

POSTERS

Hang up the posters (on the following page) around school. If you'd like your posters to be customized for your school or event, let us know and we can send you the document: drawinggodday@gmail.com

AUTHOR VISIT or SKYPE CALL

Are you interested in an author visit or Skype call, please email Karen Kiefer directly: karen.kiefer@bc.edu

SOCIAL MEDIA

Find Karen K Kiefer on Twitter, Facebook, Instagram
Update on fan Facebook page: @worlddrawinggodday
When using social media, always use the hashtag: #drawinggod

WEBSITE

Please refer to the website for updates on the book and World Drawing God Day, including a publicity/promotion kit, coming late summer
www.drawing-god.com

The book can be purchased on Amazon.com, Barnes & Noble online and for a discount on multiple orders, please visit: www.paracletepress.com

WORLD ^{DRAWING} GOD DAY



NOVEMBER 7, 2019

#drawinggod
www.drawing-god.com

INSPIRE: CREATE IN COMMUNITY

One of the important lessons in the book *Drawing God* is that we all have the power to inspire each other to see God in all things. Think about how you might celebrate WORLD DRAWING GOD DAY with others in your classroom or community.

PLAN A “DRAWING GOD” EVENT/ACTIVITY

If you are a teacher or school administrator, scout leader:

Call everyone together in a large space to create. Maybe it’s the school gym, the cafeteria, on a flat surface on the playground. If you are concerned about numbers, you could divide the gathering by grades.

Think about what your group might create/draw on:

- Large sheets of paper or possibly a scroll
- Fabric swatches
- Tin foil
- Rocks

You decide.

Think about the tools to create:

- Colored pencils
- Paints
- Markers
- Crayons


Another option is using this simple WORLD DRAWING GOD DAY template on next page:

WORLD ^{DRAWING} GOD DAY

ART IDEAS: FINDING GOD IN ARTISTIC EXPRESSION

PICASSO

In the first few pages of *Drawing God*, Emma is inspired by the artist Pablo Picasso, after a trip to the art museum. She has an urge to draw something beyond spectacular. *Emma decides to draw God.*



Consider Picasso's inspiration in your classroom. This website is filled with great ideas: www.pablocicasso.org



COLLAGE


Collage is a great way to express and create artistically – no rules and anything goes. **The Artful Parent** has 50 ways to bring this idea to life: <https://artfulparent.com/collage-art-ideas-kids/>



CHALK

Chalk is another creative medium to experiment. We point you to **Powerful Mothering** blog for some great ideas:

<https://www.powerfulmothering.com/chalk-art-ideas-activities/>



GOD IS LIGHT: GOD IN NATURE

In the book *Drawing God*, Emma sees God as light and draws a brilliant sun.



We find God in nature so let nature be your canvas. This is also a wonderful way to remind children of God's creations. You could begin with a nature walk; a God walk?

Here are some other ways to create art with nature from **The Craft Train**:
<https://www.thecrafttrain.com/21-ways-create-art-nature/>

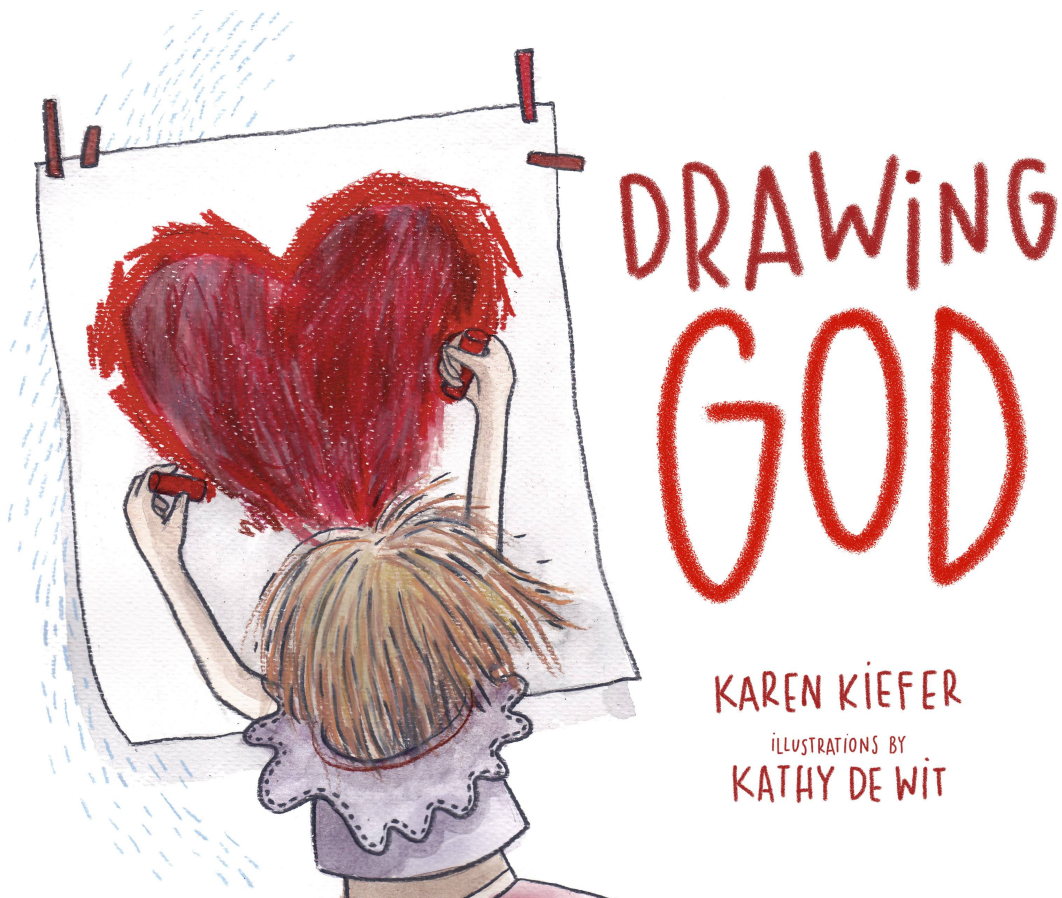


21 WAYS TO CREATE ART *with nature*



GOD IS LOVE


Emma also sees God as LOVE and draws the reddest heart imaginable. We loved the drawing (by illustrator, Kathy De Wit) so much it became the cover of the book:



In the book, Rose, one of Emma's classmates, reminds her that God is not a Valentine. But Emma knows with all her heart that God is LOVE. So why not consider having the students make creative cards that they can send/deliver to people they love. By the way, we do think God is a Valentine! Here are some clever ideas for homemade cards from **Tinker Lab** <https://tinkerlab.com/40-homemade-cards-for-kids-to-make/>

GOD IS PRAYER

In the book *Drawing God*, Emma prays and asks God for help. Introduce prayer writing is another opportunity to express our love for God as part of World Drawing God Day.



BOOKMARKS

Have students write a short prayer and make it into a bookmark. Here are 25 creative bookmark ideas to make this project come to life from

Architecture Art Designs:

<http://www.architectureartdesigns.com/25-creative-diy-bookmarks-ideas/>

PRAYER JARS

Another wonderful project is making Prayer Jars. The jar holds daily prayers written on pieces of paper or Popsicle sticks. The jar can be fun to decorate and the practice is engaging. **The SS Blog** has some fun ideas to get you started: <https://www.ssw.com/blog/how-to-make-prayer-jars-religious-craft-activity-lesson>



/

GOD IS BREAD

In the book *Drawing God* Emma knows that God is bread because it reminds of the bread her mother bakes. Emma's mother tells her that bread reminds her of God's grace.



Think about celebrating World Drawing God Day in the kitchen, baking bread or cookies for others. You can wrap the baked goods as a gift and tie it with a note of happy good wishes and offer it as a gift. If you can't bake at school, you could plan a bread collection day, asking your community to donate sandwich breads and then spread those breads back into your community. Tie each loaf with an inspiring card/note. Food pantries love sandwich bread, it is in great need. For more information and ideas go to **Spread the Bread:** www.spreadthebread.org

CREATE A GOD GALLERY

Part of the excitement of this day is showcasing everyone's vision of how they see GOD. Will you display the creations somewhere? If so, where? Consider sharing your artistic renderings in a fun and powerful way. After all, presentation is an art form.

Don't forget to share your inspiration using the hashtag #drawinggod. We will also feature images on our website: www.drawing-god.com . Questions? drawinggodday@gmail.com

Here are 45 creative ways to hang art from, **A Girl and a Glue Gun** blog:
<https://www.agirlandagluegun.com/2016/04/kids-art-display-ideas.html>



USE TECHNOLOGY

Take pictures of your art projects/expressions and make a slideshow.



Check out these slideshow sites:

Animoto.com

Kizoa.com

Photosnack.com

Photopeach.com

Slide.ly.com

CELEBRATE YOUR PARTICIPATION

WORLD ^{DRAWING} GOD DAY

This certificate is proudly given to

for participating in
WORLD DRAWING GOD DAY
on November 7, 2019



Download the PDF certificate on the website: www.drawing-god.com

Do you have other ideas for World Drawing God Day?

PLEASE share them with us:

drawinggodday@gmail.com

www.paracletepress.com

www.bc.edu/c21

THANK YOU FOR YOUR INTEREST. BLESS YOU, WE NEED YOU!